




RAZER JUNGLECAT CONTROLLER

REVIEWER'S GUIDE

PORTABLE PRECISION

Portable precision with a dual-sided gaming controller for Android.

When you and the Razer Junglecat are on the move, the only place you'll arrive at is **victory**. Leave your opponents behind and **enhance your mobile gaming experience** with the portable precision of an **advanced dual-sided controller**.



RAZER JUNGLECAT CONTROLLER AT A GLANCE

KEY FEATURES:

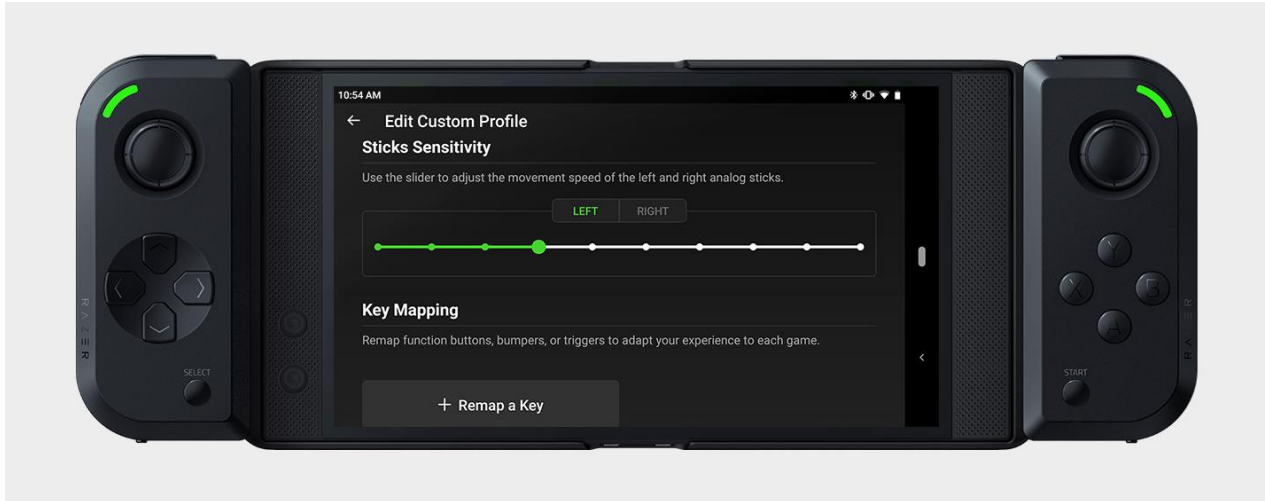
- Portable dual-sided controller for enhanced mobile gaming precision
- Modular design for total flexibility and personalization
- Razer Gamepad App for integrated game support and custom button mapping
- Low latency connection for seamless button response
- Bluetooth low energy for longer battery life



PORTABLE DUAL-SIDED CONTROLLER

FOR ENHANCED MOBILE GAMING PRECISION

Enjoy the accuracy and advantage of having twin analog thumbsticks and bumper buttons, all in a compact, ergonomic form that delivers comfortable handheld gaming.



MODULAR DESIGN

FOR TOTAL FLEXIBILITY AND PERSONALIZATION



The custom cases* included allow you to attach the left, right, or both sides of the Razer Junglecat to your phone, while an adapter turns it into a standalone controller that works with other Android devices.

USA: *For Razer Phone 2, Samsung Galaxy Note 9 and Samsung Galaxy GS10+

REST OF THE WORLD: *For Razer Phone 2, Huawei P30 Pro and Samsung Galaxy S10+

LOW-LATENCY CONNECTION

FOR SEAMLESS BUTTON RESPONSE

Be quick on the draw and unleash your moves instantaneously, with a reliable connection that has less than 14ms latency to your smartphone.



BLUETOOTH LOW ENERGY

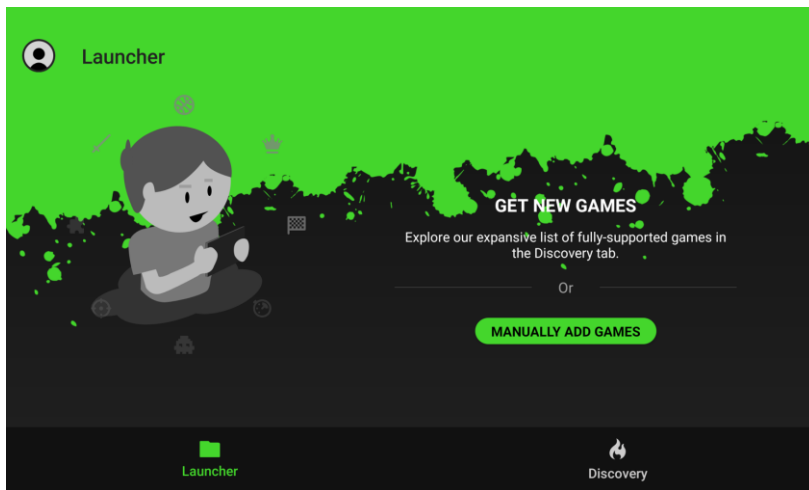
FOR LONGER BATTERY LIFE

Efficient power consumption ensures that even if you're out and about, you'll be able to put in over 100 hours of gaming before it needs a charge.



RAZER GAMEPAD APP

FOR INTEGRATED GAME SUPPORT AND CUSTOM BUTTON MAPPING



Designed to pair the Razer Junglecat to your phone, the app lets you jump straight into the hottest games with a preset profile, or create your own button layout for hundreds of other supported titles. It provides game discovery, serves as a launcher for installed games, customized button profiles, and thumbstick sensitivity adjustment.

RAZER JUNGLECAT TESTING GUIDELINES

TESTING GAMEPLAY

Here's how to get the action going:

1. Make sure your Junglecat controllers are fully charged
2. Download and install Fortnite (or other mobile game with native controller support) onto your compatible Android device
3. Attach matching case to smartphone, if desired
4. Attach the Junglecat to the smartphone case or controller grip
5. Turn on the controllers and pair them to your android device via Bluetooth; lights will flash blue to pair, and turn green once pairing is complete
6. Install and launch the Razer Gamepad App, launch Fortnite from within the app
7. Game can be used with default settings or customized settings (i.e. adjusting thumbstick sensitivity or key remapping)
8. Once in game lobby touch any controller button or thumbstick to enable controller play within the game
9. Start playing and slay your enemies!

RAZER JUNGLECAT TECH SPECS

AT A GLANCE

- Bluetooth Low Energy (BLE) connection
- 100+ hour battery life
- One sided controller play
- USB-C charging
- Razer Gamepad app

SYSTEM REQUIREMENTS

Product requirements:

- Android™ 7.0 Nougat or higher
- Windows® 8.1 or higher
- Bluetooth compatibility

Mobile app requirements:

- Android™ 8.0 Oreo (or higher)
- Internet connection
- Bluetooth Low energy (BLE)
- Location (to pair controller)
- GPS (to pair controller)

RAZER JUNGLECAT FAQs

WHAT'S INCLUDED IN THE BOX?

USA: Controller, controller grip, custom-fit cases for Razer Phone 2, Samsung Galaxy Note 9, and Samsung Galaxy S10+

REST OF THE WORLD: Controller, controller grip, custom-fit cases for Razer Phone 2, Huawei P30 Pro, and Samsung Galaxy S10+

CAN THE RAZER JUNGLECAT ONLY BE USED WITH THE INCLUDED SMARTPHONE CASES?

No, it can be paired with any compatible Android smartphone or tablet. If these devices include video output (such as Razer Phone 2), it can be used with a TV or monitor. It is also compatible with Windows PCs with a Bluetooth connection.

WILL IT WORK WITH AN IOS DEVICE?

No, the Razer Junglecat is not supported by iOS.

CONTACT INFORMATION

Americas

Kevin Allen

Kevin.Allen@razer.com

EMEA

Maren Epping

Maren.Epping@razer.com

China

Evita Zhang

Evita.Zhang@razer.com

Asia Pacific

Gloo PR

Charlotte@gloopr.biz

Jaz@gloopr.biz

Global

Jan Horak

Jan.Horak@razer.com